




MC DATA CAPITAL



SERVICES





MC DATA CAPITAL



- Data is the single biggest asset at most organizations today. It's time to start treating it accordingly.
- On par with financial and human capital,
Data is now a kind of capital.
- MIT Initiative on the Digital Economy:

"More and more important assets in the economy are composed of bits instead of atoms!"



MC DATA CAPITAL



- Run the business on **fully informed decisions**
- Achieve **Performance Excellence** on **Data Capital platform**
- If you **don't have** established full Data Capital infrastructure, we will help you to build it
- If you **have** established Data Capital infrastructure, we will help you to make it **faster, better, or cheaper**



MC DATA CAPITAL



Business principles that we incorporate into our services:

- From Business Case & Business Plan to Project Management
- Application of Continuous Improvement
- Defined 'Escape Velocity' for Your Business
- Application of 'Checklist Manifesto'



MC DATA CAPITAL



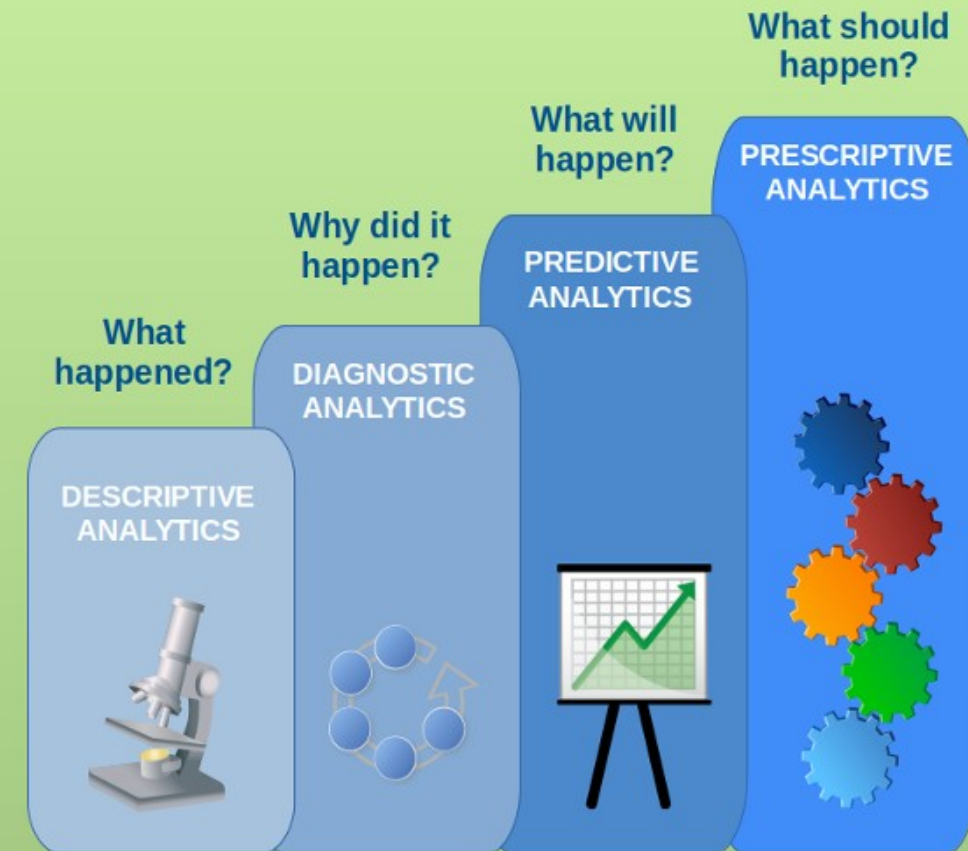
Unlock various business insights

We Will Help You

To Turn Data Into Meaningful Business Insights!



BUSINESS INSIGHTS





MC DATA CAPITAL



Achieve **Performance Excellence** on **Data Capital platform**

We can help you to define
your **Data Capital Platform**
within the following
three levels:





MC DATA CAPITAL



01.

We can help you to define
what your
Data Capital Platform
should consists of



02.

We can help you to define
how your
Data Capital Platform
should be constructed



03.

We can help you to define
and **make** your
Data Capital Platform





MC DATA CAPITAL



BUZZWORDS

- Business Intelligence
- Data Science
- Decision Science
- Competitive Intelligence
- Business Analytics
- Data Analytics
- Data Capital

They all support the same goal:

"...Using Tools and Techniques to turn data into meaningful Business Insights..."



MC DATA CAPITAL



TIPS

- We provide recommendations, not just Analytics
- Business must have freedom to explore the datasets (to equip Users and Super Users)
- Don't dismiss your gut (or expert advice)
- We break problems into smaller pieces, and deliver data insights more often
- We keep a data dictionary for you (tables, schemas, fields, data types, frequency, granularity)
- We will help you in mastering various Spreadsheet Data Skills



MC DATA CAPITAL



CHALLENGES

- Data often needs lots of cleaning (data capturing in majority of companies is not uniformed enough)
- Data that companies have is much more unstructured (there are pdf, mp3, xlsx, mov, doc, jpg, xlm, etc)
- Data volumes are GROWING FAST (IBM: "90% of all data in the world today has been created in the last 2 years alone!")
- Good analytics does not solve bad business process ("...Garbage In => Garbage out...")



MC DATA CAPITAL



Your benefits when you engage with MCDC:

- We will pass our experience in Data Capital to your company
- Always applied flexibility. Always.
- We can engage in all sizes of projects, from big arrangements to simple and smaller projects
- During our engagement you will note the improvement immediately



MC DATA CAPITAL



Knowledge transfer

- **To Users:** Relevant documentation is available along with detailed explanation for the service provided and expected usage
- **To Super Users:** 'Train the Trainer' program





MC DATA CAPITAL




Various Projects:

REPORTING AND ANALYSIS



COMPANY POLICIES AND PROCEDURES




COSTING AND PRICING



QUALITY MANAGEMENT SYSTEM (ISO 9000) - IMPLEMENTATION



BUSINESS INTELLIGENCE

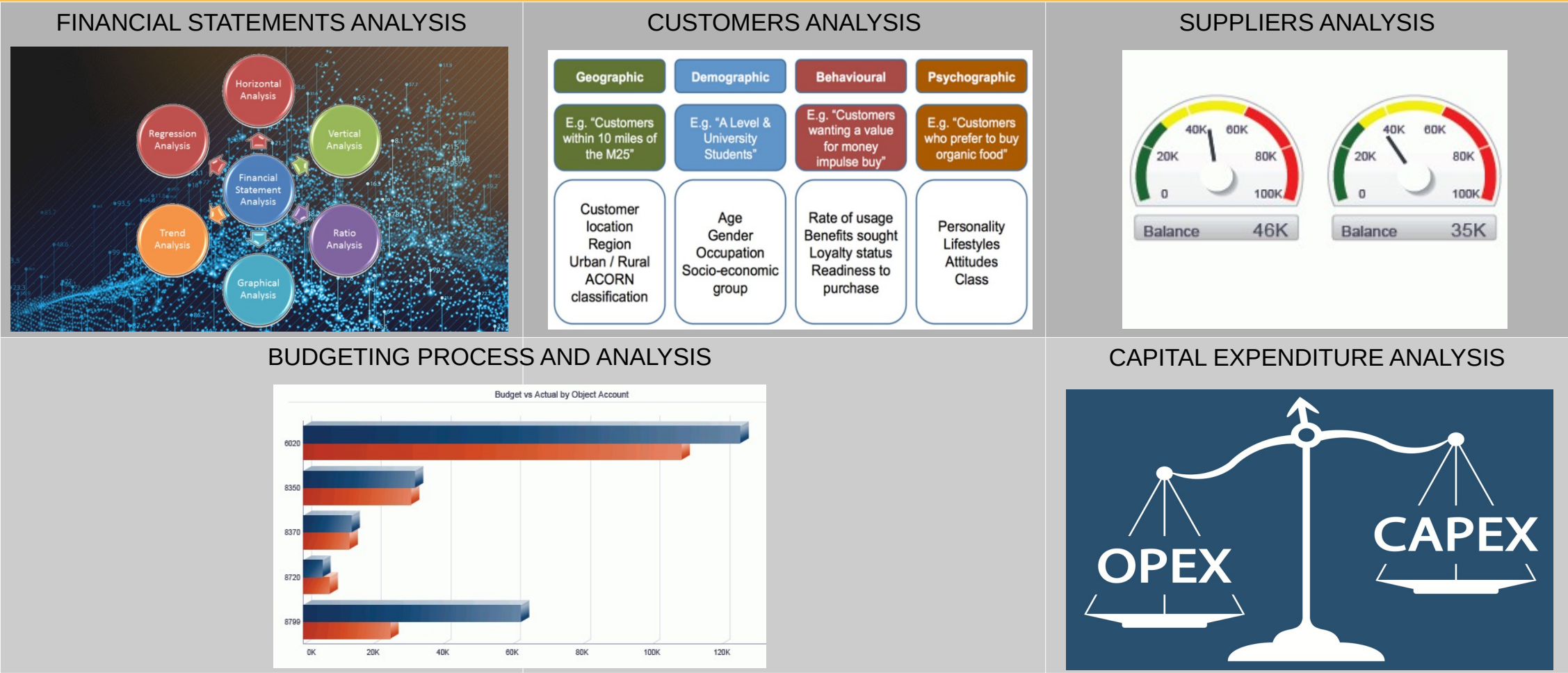




MC DATA CAPITAL



Various Projects (cont.):



BUDGETING PROCESS AND ANALYSIS

A horizontal bar chart comparing budgeted and actual values for various object accounts. The x-axis represents values from 0K to 120K. The y-axis lists object accounts: 6020, 8350, 8370, 8720, and 8799. For each account, there are two bars: a blue bar for the budget and a red bar for the actual value.

Object Account	Budget (K)	Actual (K)
6020	115	110
8350	35	32
8370	15	12
8720	5	4
8799	65	25

CAPITAL EXPENDITURE ANALYSIS

A balance scale with 'OPEX' on the left pan and 'CAPEX' on the right pan. The scale is tilted, with the right pan (CAPEX) being lower, indicating it is heavier. The background is dark blue.



MC DATA CAPITAL



THANK YOU FOR YOUR ATTENTION



WWW.MCDATACAPITAL.CO.ZA